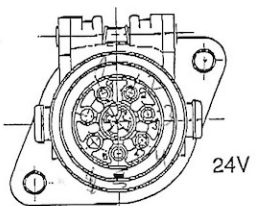
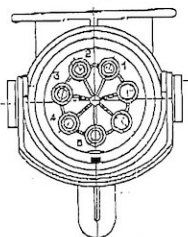
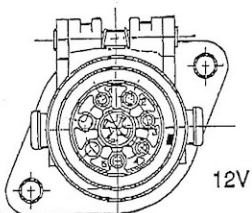


2. Hd. Hr. U. Wirth

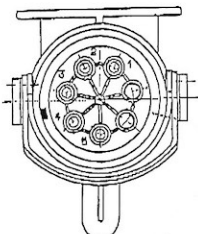
## Belegung des ABS-Steckers



24V

446 008 380 2446 008 390 2

12V

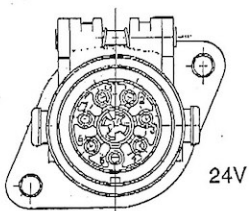
446 008 385 2446 008 395 2

### ABS (5-Polig)

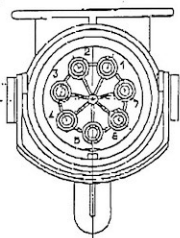
PIN 1: rot	30 (4mm <sup>2</sup> )	25
PIN 2: rot-weiss	15	
PIN 3: braun-blau	31	5
PIN 4: braun	31 (4mm <sup>2</sup> )	
PIN 5: gelb-blau	(Warnlampe)	

Muse

## Belegung des EBS-Steckers



24V

446 008 404 2446 008 414 2

### EBS (7-Polig)

PIN 1: rot	30 (4mm <sup>2</sup> )
PIN 2: schwarz	15
PIN 3: gelb	31
PIN 4: braun	31 (4mm <sup>2</sup> )
PIN 5: weiss	(Warnlampe)
PIN 6: weiss-grün	(CAN-High)
PIN 7: weiss-braun	(CAN-Low)

# WABCO

SAFETY DRIVES US